



*Shown with optional rear mag wheels*



*Rocking motion helps calm agitation, creating a soothing effect*



*Posterior tilt aids in pressure redistribution*



*Front pivot seat tilt enhances visual orientation and encourages self-mobility with proper foot-on-floor positioning*

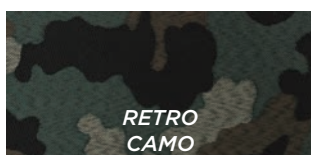



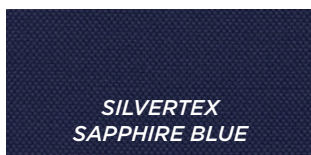





*Comfort Tension Seating<sup>®</sup> improves postural support and sitting tolerance*

## ***Patient, Facility, & Caregiver Benefits***

- Caregiver activated tilt allows for easy frequent repositioning
- Design provides safety and stability helping to reduce risk of injury
- Rocking provides stimulation; excellent for memory care

### UPHOLSTERY OPTIONS




**Enhanced mobility and freedom for memory care**

### SPECIFICATIONS

Degrees of Tilt	up to 33°
Weight Capacity	250 lbs. (144 kg)
Seat Widths	15.5", 16", 17", 18.5", 20" (40cm, 45cm, 50cm, 55cm)
Seat Depths	17", 18.5", 20" (43cm, 46cm, 50cm)
Seat Surface Heights	Adjustable 14", 15", 16", 17", 18", 19" (35cm, 38cm, 40cm, 43cm, 45cm, 48cm)
Wheels	5" (12cm) Total Lock Front Caster Wheels 20" or 22" (50cm or 55cm) Rear Mag Wheels 5" (12cm) Fixed Rear Caster Wheels
Lifetime Warranty Frame	10 years on 16 Gauge tubular steel frame
Pressure-Reducing Seat & Back Support	Integrated with Comfort Tension Seating®
Standard Padding	Head support cushion, lateral shoulder supports, lower side cushions, seat and back cushion with cover

### FRAME OPTIONS



Additional accessories available: foot and leg supports, specialty padding packages, trays, and positioning belts